



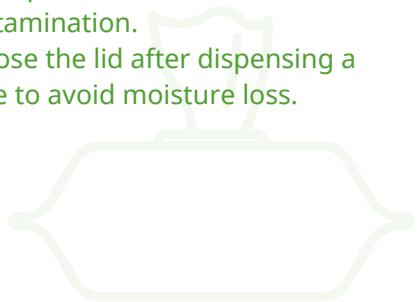
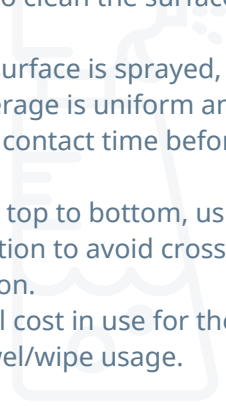
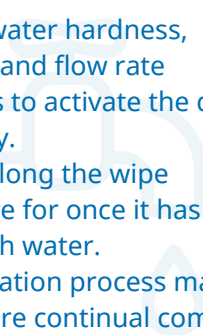
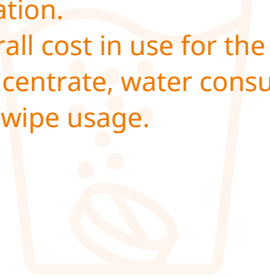


# Spotlight on...Disinfection Methods

READY TO USE WIPES	READY TO USE SPRAY	ACTIVATION	DILUTION
 <p>Directly wiping a pre-measured wet wipe onto a medical device</p>	 <p>Spraying a pre-dosed solution onto a medical device and wiping away with a dry towel</p>	 <p>Activating a dry wipe under a running tap and squeezing out excess liquid before use</p>	 <p>Dissolving a tablet/concentrate in the correct volume of water before pouring or spraying onto a paper towel or dry wipe</p>

## THINGS TO CONSIDER

<ul style="list-style-type: none"> <li>+ If visible soiling is present, use a wipe to clean the surface prior to disinfection.</li> <li>+ Wipe from top to bottom, using an "S-shaped" motion to avoid cross-contamination.</li> <li>+ Close the lid after dispensing a wipe to avoid moisture loss.</li> </ul> 	<ul style="list-style-type: none"> <li>+ If visible soiling is present, use a towel/wipe to clean the surface prior to disinfection.</li> <li>+ Once the surface is sprayed, ensure the droplet coverage is uniform and allowed to reach full contact time before being dried away.</li> <li>+ Wipe from top to bottom, using an "S-shaped" motion to avoid cross-contamination.</li> <li>+ The overall cost in use for the spray and dry towel/wipe usage.</li> </ul> 	<ul style="list-style-type: none"> <li>+ Ensure direct access to water is available.</li> <li>+ Check the water hardness, temperature and flow rate requirements to activate the dry wipe correctly.</li> <li>+ Check how long the wipe remains active for once it has been saturated with water.</li> <li>+ As the activation process may differ by user, ensure continual compliance checks are carried out.</li> <li>+ The overall cost in use for the dry wipes and water consumption.</li> </ul> 	<ul style="list-style-type: none"> <li>+ As the dilution process may differ by user, ensure continual compliance checks are carried out.</li> <li>+ Wipe from top to bottom, using an "S-shaped" motion to avoid cross-contamination.</li> <li>+ The overall cost in use for the tablet/concentrate, water consumption &amp; dry towel/wipe usage.</li> </ul> 
---	---	--	---

**!** It is critical that for all the different disinfection methods, all validation is taken from the liquid that comes off the wipe, providing the assurance that the formulation has not been modified by the wipe and meets its efficacy claims.



To access our Bitesize Learning infographic series, visit our website.