





PROTECT 360° BIODEGRADABLE SANITISING WIPES





FOR ROUTINE CLEANING & DISINFECTING


HOW TO USE

STEP 1.  Dispense the wipe at a 45° angle. Always close the cap after use.

STEP 2.  Use a wipe to remove any visible soiling on the surface if required.









STEP 3.  Take an additional wipe to disinfect the surface following an "s-shaped" motion from top to bottom.

STEP 4.  Allow the surface to remain wet for the required contact time (60 seconds), using an extra wipe if required.

STEP 5.  Dispose wipe according to local disposal policies. 100% recyclable wipe & packaging.

WHERE TO USE

Suitable for use on most non-porous surfaces including:

-  Food preparation areas
-  Furniture
-  Chopping boards
-  Fridge/Freezers
-  Kitchen appliances
-  Countertops
-  Bathrooms
-  Door handles

For maximum protection, avoid using on natural stones, untreated woods & vinyls.

