








# PROTECT 360° BIODEGRADABLE SANITISING WIPES











FOR ROUTINE CLEANING & DISINFECTING

## HOW TO USE

- STEP 1.**  Dispense the wipe at a 45° angle. Always close the cap after use.
- STEP 2.**  Use a wipe to remove any visible soiling on the surface if required.
- STEP 3.**  Take an additional wipe to disinfect the surface following an "s-shaped" motion from top to bottom.
- STEP 4.**  Allow the surface to remain wet for the required contact time (60 seconds), using an extra wipe if required.
- STEP 5.**  Dispose wipe according to local disposal policies. 100% recyclable wipe & packaging.

## WHERE TO USE

Suitable for use on most non-porous surfaces including:

-  Food preparation areas
-  Furniture
-  Chopping boards
-  Fridge/Freezers
-  Kitchen appliances
-  Countertops
-  Bathrooms
-  Door handles

For maximum protection, avoid using on natural stones, untreated woods & vinyls.

